

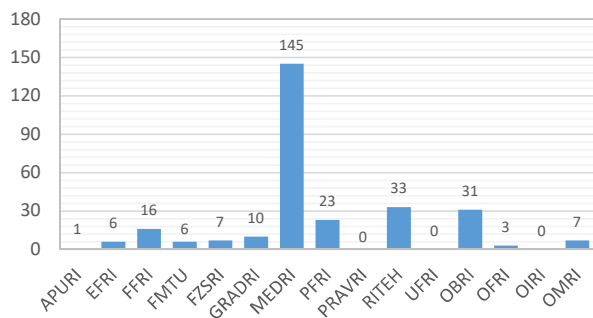
Indikator Ia-1.1a: Broj studenata koji studiraju na doktorskom studiju u punom radnom vremenu

Izvor: Sastavnice

Uputa: U 2018./2019. akad. god.

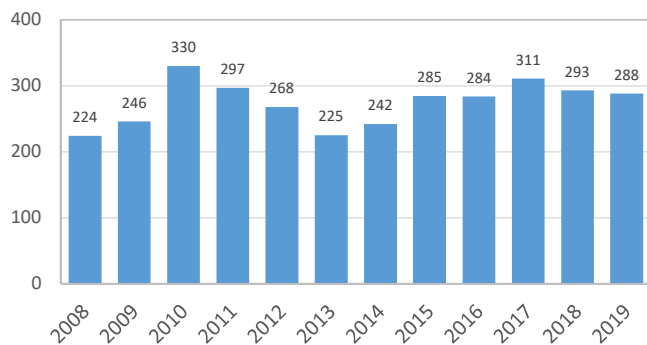
po sastavnicama

APURI	EFRI	FFRI	FMTU	FZSRI	GRADRI	MEDRI	PFRI	PRAVRI	RITEH	UFRI	OBRI	OFRI	OIRI	OMRI
1	6	16	6	7	10	145	23	0	33	0	31	3	0	7



po godinama

2008	2009	2010	2011	2012	2013	2014	2015	2016	2017	2018	2019
224	246	330	297	268	225	242	285	284	311	293	288

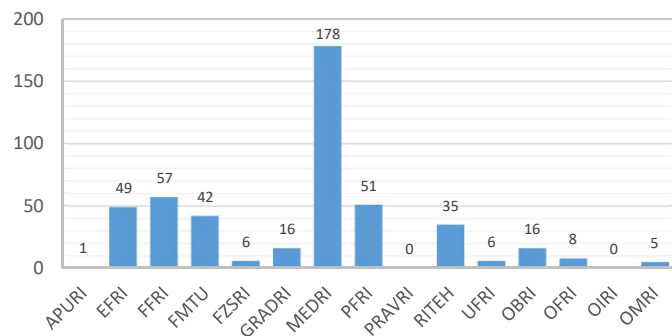


Indikator 1a-1.2: Broj nastavnika koji su aktivni mentori

Izvor: Sastavnice

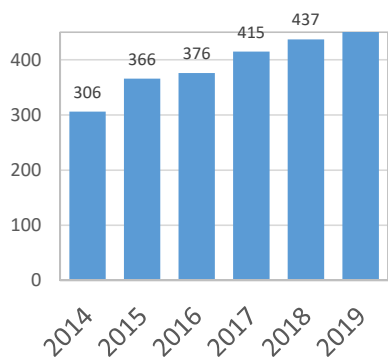
po sastavnicama

APURI	EFRI	FFRI	FMTU	FZSRI	GRADRI	MEDRI	PFRI	PRAVRI	RITEH	UFRI	OBRI	OFRI	OIRI	OMRI
1	49	57	42	6	16	178	51	0	35	6	16	8	0	5



po godinama

2014	2015	2016	2017	2018	2019
306	366	376	415	437	470

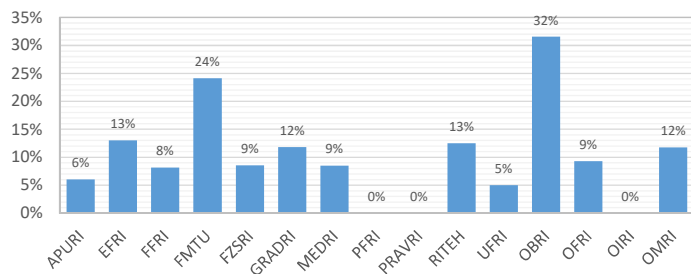


Indikator Ia-4.1: Broj voditelja projekata iz kompetitivnih izvora u odnosu na ukupni broj istraživača na UniRi

Izvor: Sastavnice

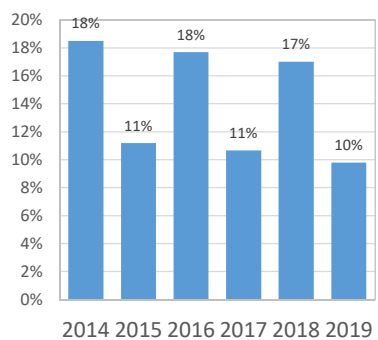
po sastavnicama

	APURI	EFRI	FFRI	FMTU	FZSRI	GRADRI	MEDRI	PFRI	PRAVRI	RITEH	UFRI	OBRI	OFRI	OIRI	OMRI
voditelji	2	7	10	14	1	5	19	0	0	10	1	8	2	0	2
istraživači	33	53,7	122,395	58,1	11,725	42,38	223,5	53,5	46,95	80	20	25,375	21,5	17,4	17
omjer	6%	13%	8%	24%	9%	12%	9%	0%	0%	13%	5%	32%	9%	0%	12%



po godinama

	2014	2015	2016	2017	2018	2019
voditelji	142	87	144	89	162	81
istraživači	768	777	814	834	953	826,525
omjer	18%	11%	18%	11%	17%	10%



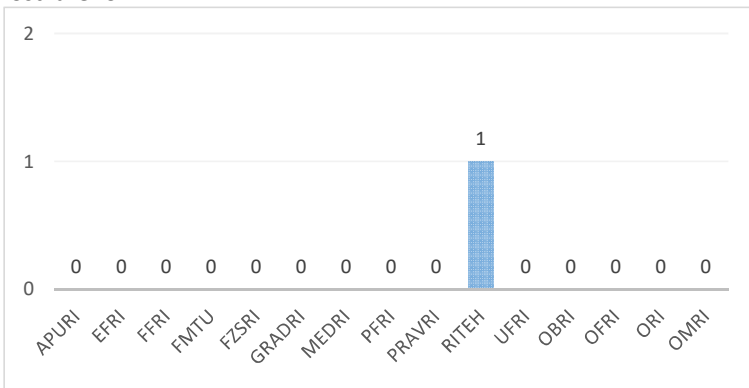
Indikator Ia-6: Broj jedinica zaštićenoga intelektualnog vlasništva i broj prijava intelektualne tvorevine godišnje

Izvor: Sastavnice

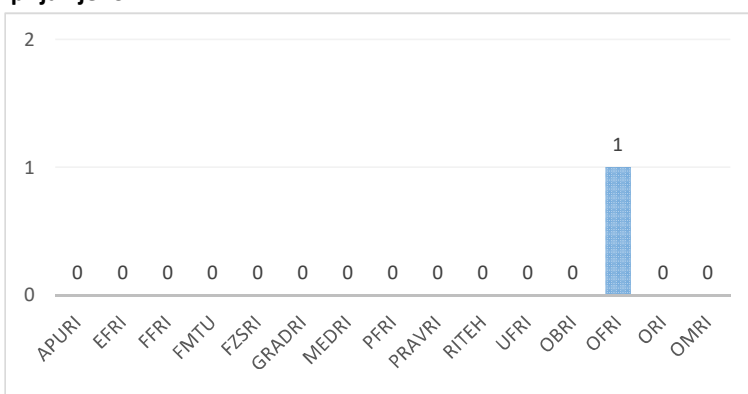
Broj jedinica zaštićenoga intelektualnog vlasništva

	APURI	EFRI	FFRI	FMTU	FZSRI	GRADRI	MEDRI	PFRI	PRAVRI	RITEH	UFRI	OBRI	OFRI	ORI	OMRI
ostvareno	0	0	0	0	0	0	0	0	0	1	0	0	0	0	0
prijavljeno	0	0	0	0	0	0	0	0	0	0	0	0	1	0	0

ostvareno



prijavljeno

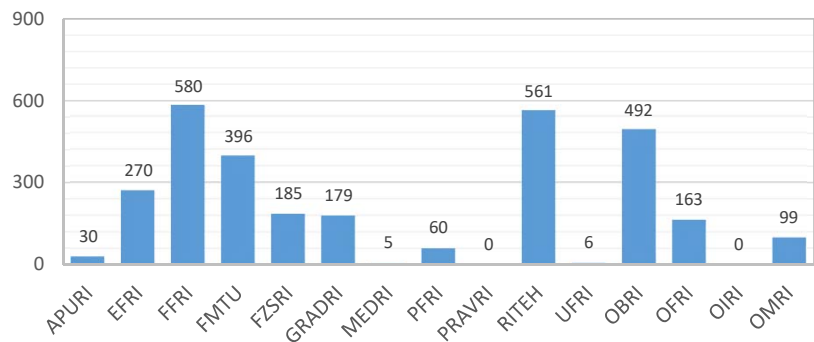


Indikator Ic-1a: Broj osoba-dana ostvarenih na drugim visokoškolskim ili istraživačkim ustanovama

Izvor: Sastavnice

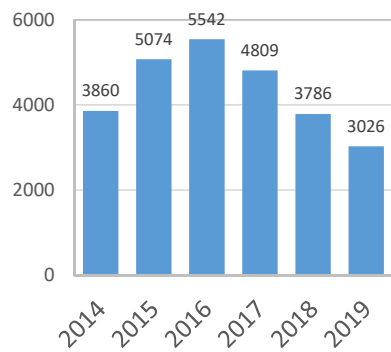
po sastavnicama

APURI	EFRI	FFRI	FMTU	FZSRI	GRADRI	MEDRI	PFRI	PRAVRI	RITEH	UFRI	OBRI	OFRI	OIRI	OMRI
30	270	580	396	185	179	5	60	0	561	6	492	163	0	99



po godinama

2014	2015	2016	2017	2018	2019
3860	5074	5542	4809	3786	3026

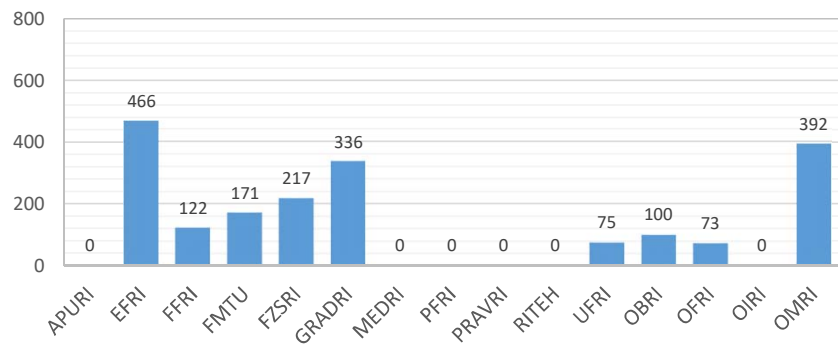


Indikator Ic-1b: Broj osoba-dana ostvarenih u "sustavu kruženja" na Sveučilištu u Rijeci

Izvor: Sastavnice

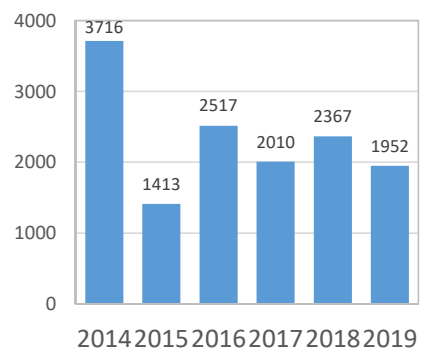
po sastavnicama

APURI	EFRI	FFRI	FMTU	FZSRI	GRADRI	MEDRI	PFRI	PRAVRI	RITEH	UFRI	OBRI	OFRI	OIRI	OMRI
0	466	122	171	217	336	0	0	0	0	75	100	73	0	392



po godinama

2014	2015	2016	2017	2018	2019
3716	1413	2517	2010	2367	1952

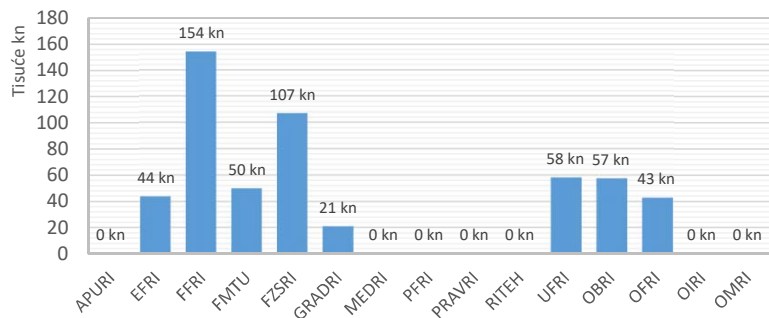


Indikator Ic-1.1: Ukupan iznos sredstava utrošenih za zaposlenike Sveučilišta Rijeci u „sustavu kruženja“

Izvor: Sastavnice

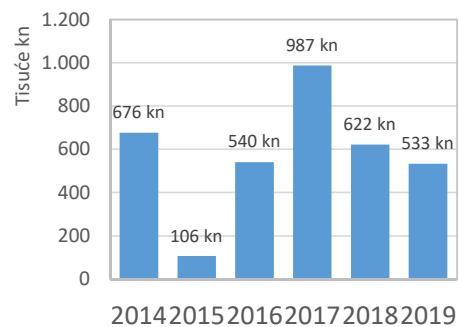
po sastavnicama

APURI	EFRI	FFRI	FMTU	FZSRI	GRADRI	MEDRI	PFRI	PRAVRI	RITEH	UFRI	OBRI	OFRI	OIRI	OMRI
0 kn	43.620 kn	153.802 kn	49.682 kn	107.000 kn	20.939 kn	0 kn	0 kn	0 kn	0 kn	58.080 kn	57.278 kn	42.729 kn	0 kn	28.218 kn



po godinama

2014	2015	2016	2017	2018	2019
676.169 kn	106.040 kn	540.251 kn	986.660 kn	621.899 kn	533.130 kn



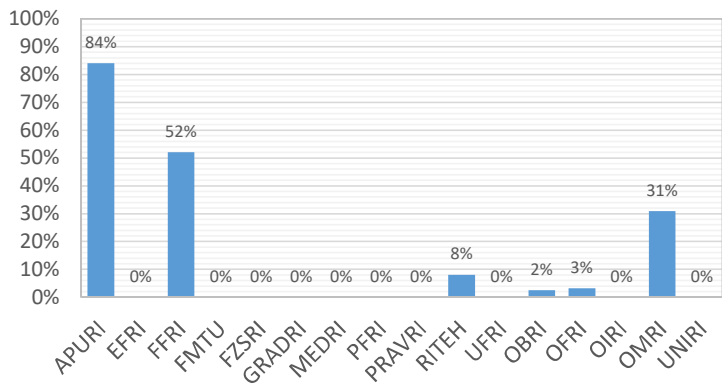
Indikator Ila-3a: Udio studenata koji su upisali izborni predmet s drugih studijskih programa

Izvor: Sastavnice

Uputa: Prediplomski, diplomski i specijalistički studiji

po sastavnicama

	APURI	EFRI	FFRI	FMTU	FZSRI	GRADRI	MEDRI	PFRI	PRAVRI	RITEH	UFRI	OBRI	OFRI	OIRI	OMRI	UNIRI
ukupno studenata	294	2290	1359	2033	0	666	0	0	0	1946	478	248	157	0	191	0
studenti koji su upisali izborni	247	0	707	0	0	0	0	0	0	156	0	6	5	0	59	0
	84%	0%	52%	0%	0%	0%	0%	0%	0%	8%	0%	2%	3%	0%	31%	0%

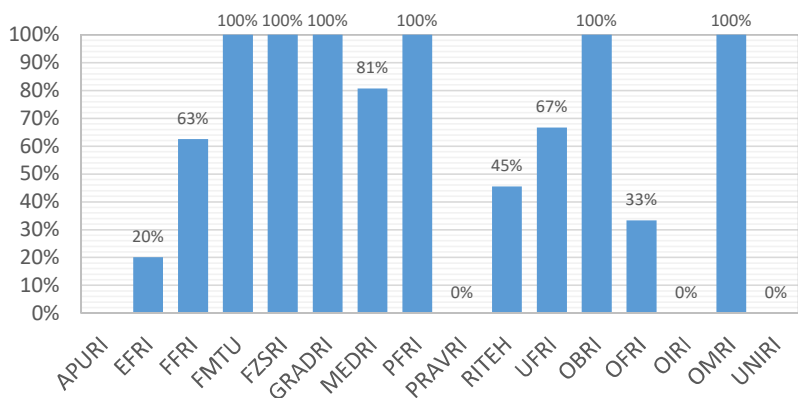


Indikator Ila-3b: Udio studijskih programa u kojima se barem 3 ECTS-a može ostvariti u okviru interne mobilnosti

Izvor: Sastavnice

po sastavnicama

	APURI	EFRI	FFRI	FMTU	FZSRI	GRADRI	MEDRI	PFRI	PRAVRI	RITEH	UFRI	OBRI	OFRI	OIRI	OMRI	UNIRI
ukupno st. Programa	7	5	24	6	9	4	31	10	0	11	3	5	6	0	4	0
3 ECTS-a iz interne mob.	7	1	15	6	9	4	25	10	0	5	2	5	2	0	4	0
		20%	63%	100%	100%	100%	81%	100%	0%	45%	67%	100%	33%	0%	100%	0%

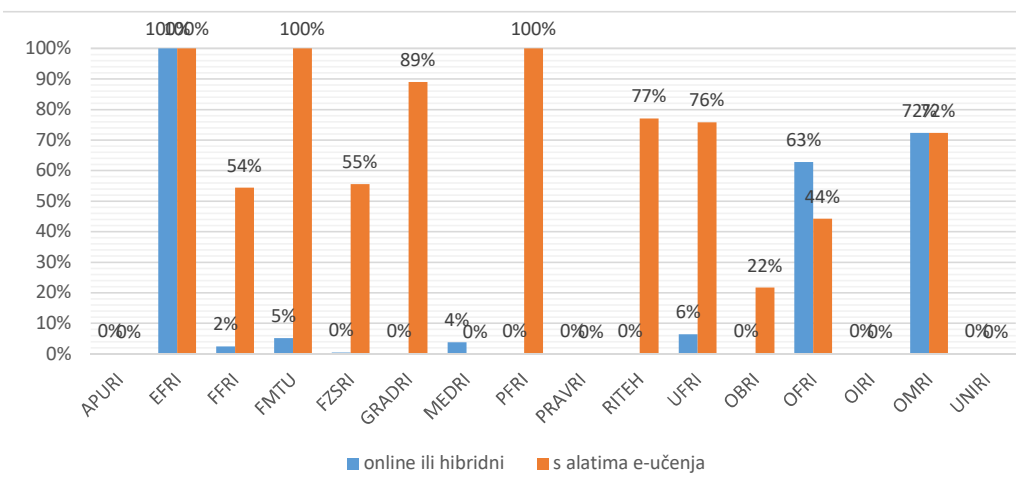


Indikator Ila-5: Udio predmeta koji koriste e-učenje

Izvor: Sastavnice

po sastavnicama

	APURI	EFRI	FFRI	FMTU	FZSRI	GRADRI	MEDRI	PFRI	PRAVRI	RITEH	UFRI	OBRI	OFRI	OIRI	OMRI	UNIRI
ukupno predmeta	0	235	681	272	773	154	1265	390	0	561	157	83	86	0	83	0
online ili hibridni	0	235	16	14	3	0	47	0	0	0	10	0	54	0	60	0
s alatima e-učenja	0	235	370	272	429	137	0	390	0	432	119	18	38	0	60	0
udio online ili hibridnih	0%	100%	2%	5%	0%	0%	4%	0%	0%	0%	6%	0%	63%	0%	72%	0%
udio s alatima e-učenja	0%	100%	54%	100%	55%	89%	0%	100%	0%	77%	76%	22%	44%	0%	72%	0%

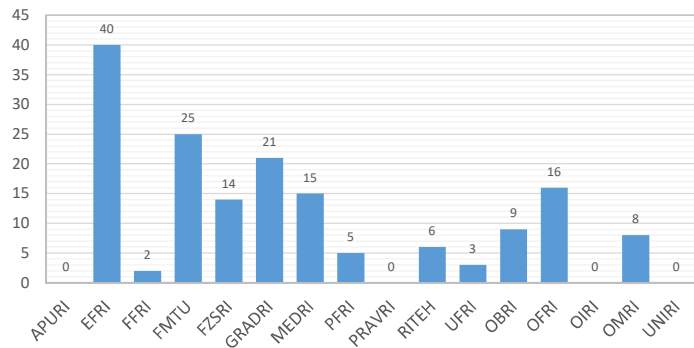


Indikator Ila-6: Broj nastavnika koji su završili neki od programa usavršavanja za unaprjeđivanje procesa učenja i poučavanja na visokim učilištima

Izvor: Sastavnice

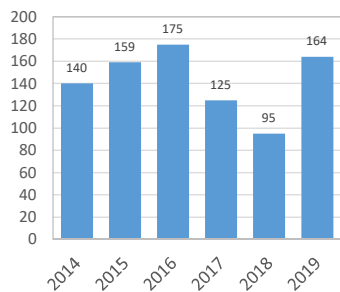
po sastavnicama

APURI	EFRI	FFRI	FMTU	FZSRI	GRADRI	MEDRI	PFRI	PRAVRI	RITEH	UFRI	OBRI	OFRI	OIRI	OMRI	UNIRI
0	40	2	25	14	21	15	5	0	6	3	9	16	0	8	0



po godinama

2014	2015	2016	2017	2018	2019
140	159	175	125	95	164

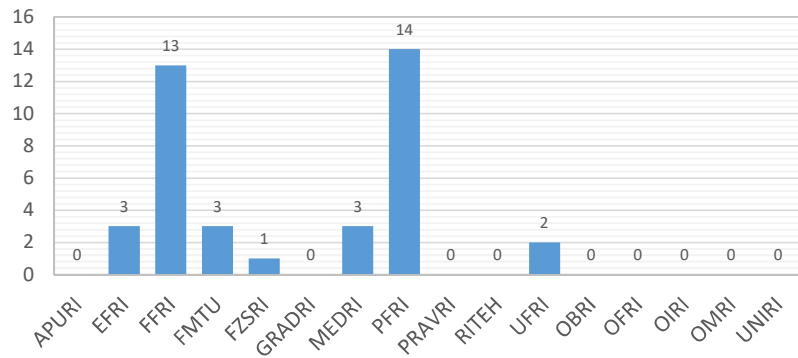


Indikator Ila-8b: Broj izdanja u e-obliku

Izvor: Sastavnice

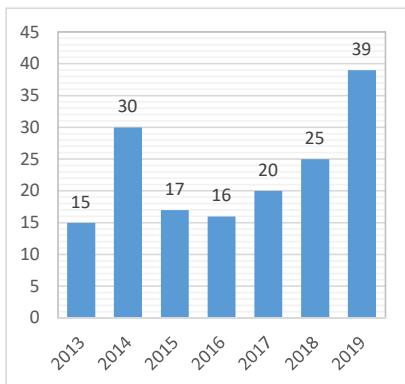
po sastavnicama

APURI	EFRI	FFRI	FMTU	FZSRI	GRADRI	MEDRI	PFRI	PRAVRI	RITEH	UFRI	OBRI	OFRI	OIRI	OMRI	UNIRI
0	3	13	3	1	0	3	14	0	0	2	0	0	0	0	0



po godinama

2013	2014	2015	2016	2017	2018	2019
15	30	17	16	20	25	39



Indikator IId-2: Broj stranih studenata iz EU

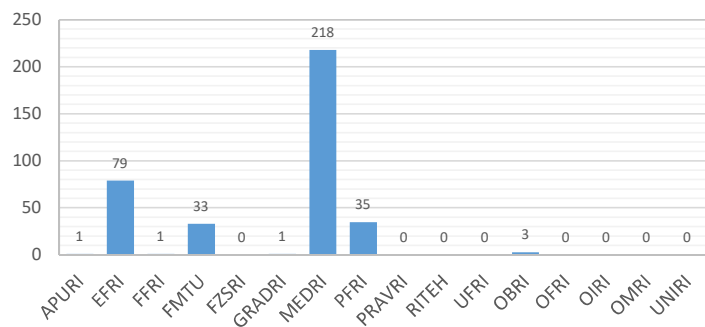
Izvor: Sastavnice

Uputa: U 2018./2019. akad. god.

po sastavnicama

APURI	EFRI	FFRI	FMTU	FZSRI	GRADRI	MEDRI	PFRI	PRAVRI	RITEH	UFRI	OBRI	OFRI	OIRI	OMRI	UNIRI
1	79	1	33	0	1	218	35	0	0	0	3	0	0	0	0

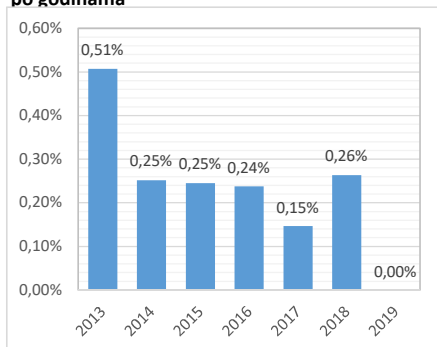
po sastavnicama



po godinama

	2013	2014	2015	2016	2017	2018	2019
ukupno	17548	17079	16711	16833	17077	17443	0
iz EU	89	43	41	40	25	46	371
	0,00%	0,51%	0,25%	0,25%	0,24%	0,15%	0,26%

po godinama



Indikator IId-3: Broj stranih studenata izvan EU

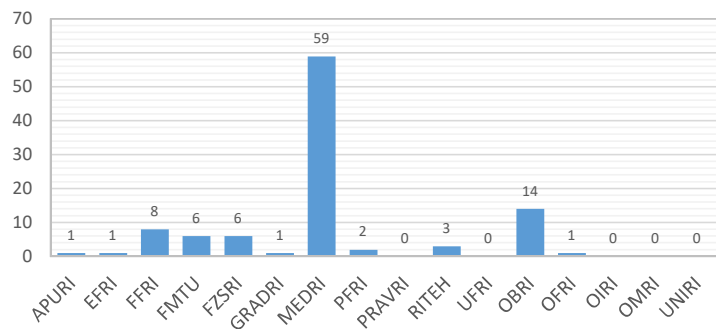
Izvor: Sastavnice

Uputa: U 2018./2019. akad. god.

po sastavnicama

APURI	EFRI	FFRI	FMTU	FZSRI	GRADRI	MEDRI	PFRI	PRAVRI	RITEH	UFRI	OBRI	OFRI	OIRI	OMRI	UNIRI
1	1	8	6	6	1	59	2	0	3	0	14	1	0	0	0

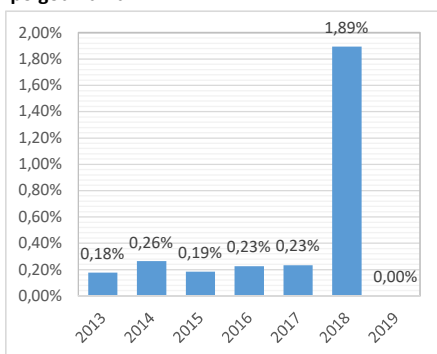
po sastavnicama



po godinama

	2013	2014	2015	2016	2017	2018	2019
ukupno	17548	17079	16711	16833	17077	1743	0
izvan EU	31	45	31	38	40	33	102
	0,18%	0,26%	0,19%	0,23%	0,23%	1,89%	0,00%

po godinama



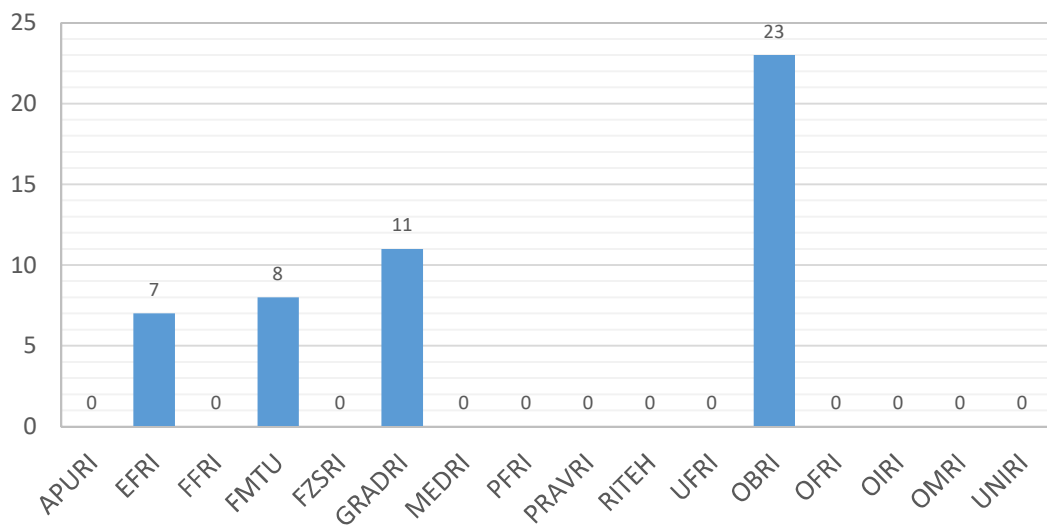
Indikator If-2.1: Broj stipendija iz gospodarstva

Izvor: Sastavnice

po sastavnicama

APURI	EFRI	FFRI	FMTU	FZSRI	GRADRI	MEDRI	PFRI	PRAVRI	RITEH	UFRI	OBRI	OFRI	OIRI	OMRI	UNIRI
0	7	0	8	0	11	0	0	0	0	0	23	0	0	0	0

po sastavnicama



Indikator Ilg-1: Broj isporučениh ECTS bodova u programima cjeloživotnog učenja

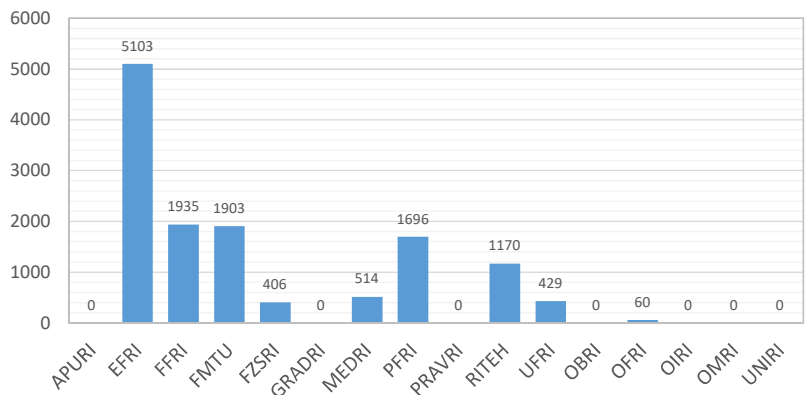
Izvor: Sastavnice

Uputa: Broj isporučениh ECTS-a nekog programa je umnožak broja ECTS-a tog programa i broja polaznika tog programa

po sastavnicama

APURI	EFRI	FFRI	FMTU	FZSRI	GRADRI	MEDRI	PFRI	PRAVRI	RITEH	UFRI	OBRI	OFRI	OIRI	OMRI	UNIRI
0	5103	1935	1903	406	0	514	1696	0	1170	429	0	60	0	0	0

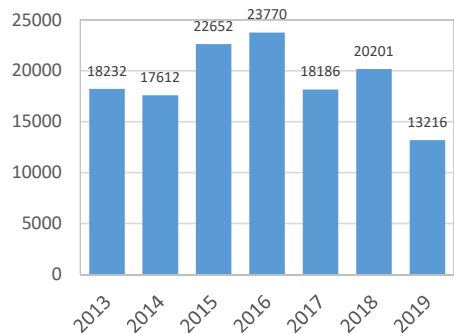
po sastavnicama



po godinama

2013	2014	2015	2016	2017	2018	2019
18232	17612	22652	23770	18186	20201	13216

po godinama

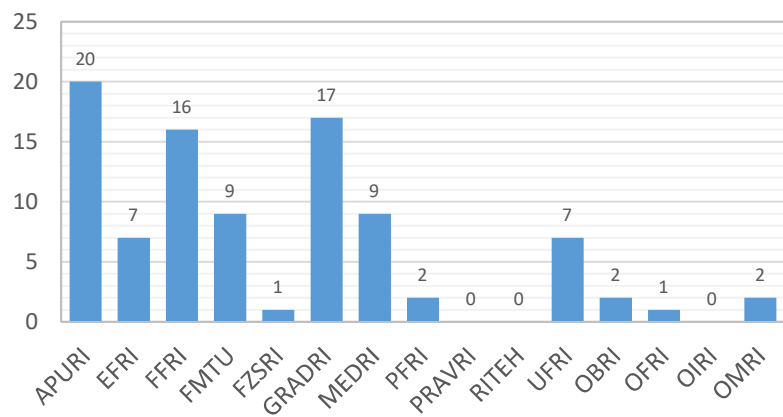


Indikator IIIa-2: Broj projekata za ili u partnerstvu s javnim i organizacijama/institucijama civilnog društva

Izvor: Sastavnice

po sastavnicama

APURI	EFRI	FFRI	FMTU	FZSRI	GRADRI	MEDRI	PFRI	PRAVRI	RITEH	UFRI	OBRI	OFRI	OIRI	OMRI
20	7	16	9	1	17	9	2	0	0	7	2	1	0	2

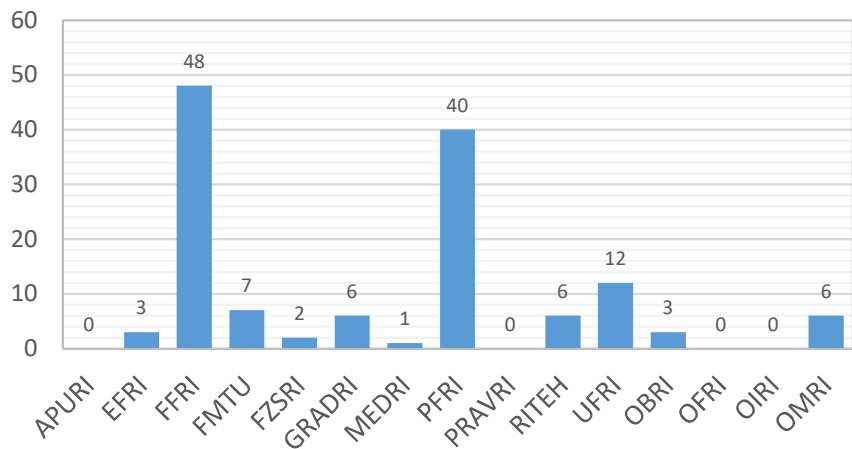


Indikator IIIa-3: Broj ugovora s odgojnim i obrazovnim ustanovama

Izvor: Sastavnice

po sastavnicama

APURI	EFRI	FFRI	FMTU	FZSRI	GRADRI	MEDRI	PFRI	PRAVRI	RITEH	UFRI	OBRI	OFRI	OIRI	OMRI
0	3	48	7	2	6	1	40	0	6	12	3	0	0	6

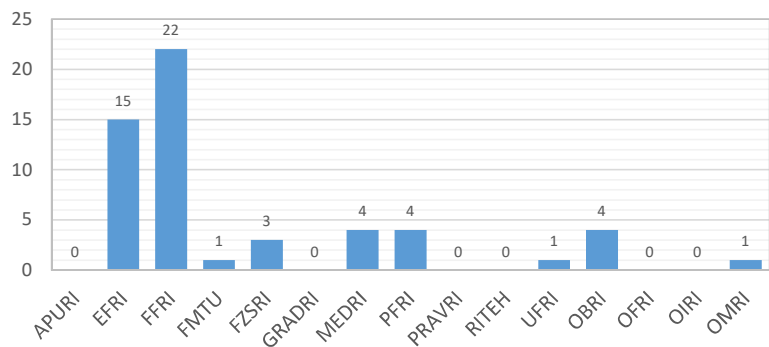


Indikator IIIb-1: Broj promotivnih projekata s lokanom samoupravom (Grad i Županija)

Izvor: Sastavnice

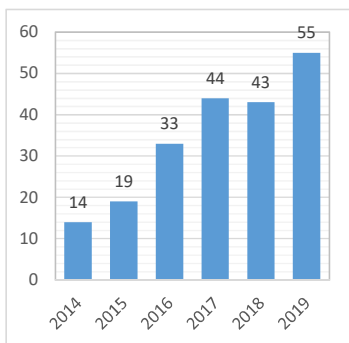
po sastavnicama

APURI	EFRI	FFRI	FMTU	FZSRI	GRADRI	MEDRI	PFRI	PRAVRI	RITEH	UFRI	OBRI	OFRI	OIRI	OMRI
0	15	22	1	3	0	4	4	0	0	1	4	0	0	1



po godinama

2014	2015	2016	2017	2018	2019
14	19	33	44	43	55

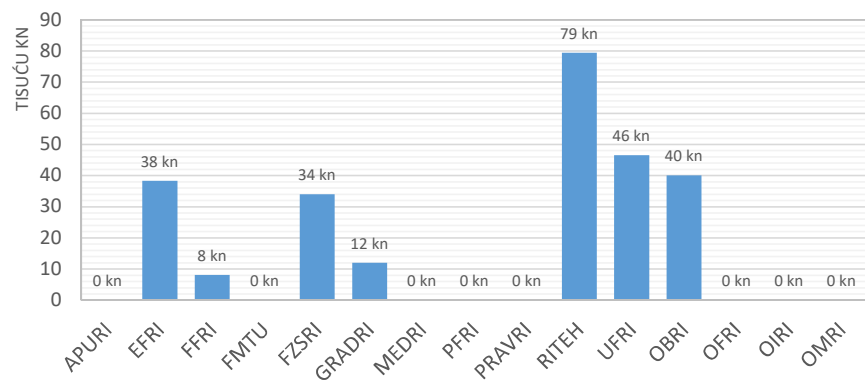


Indikator IIIc-1: Sredstva utrošena na popularizaciju znanosti

Izvor: Sastavnice

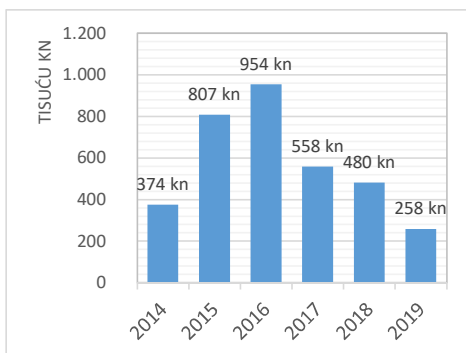
po sastavnicama

APURI	EFRI	FFRI	FMTU	FZSRI	GRADRI	MEDRI	PFRI	PRAVRI	RITEH	UFRI	OBRI	OFRI	OIRI	OMRI
0 kn	38.250 kn	8.030 kn	0 kn	34.000 kn	11.945 kn	0 kn	0 kn	0 kn	79.425 kn	46.462 kn	40.000 kn	39.453,20 kn	0 kn	34.682,04 kn



po godinama

2014	2015	2016	2017	2018	2019
374.000 kn	807.000 kn	954.000 kn	558.000 kn	480.427 kn	258.112 kn



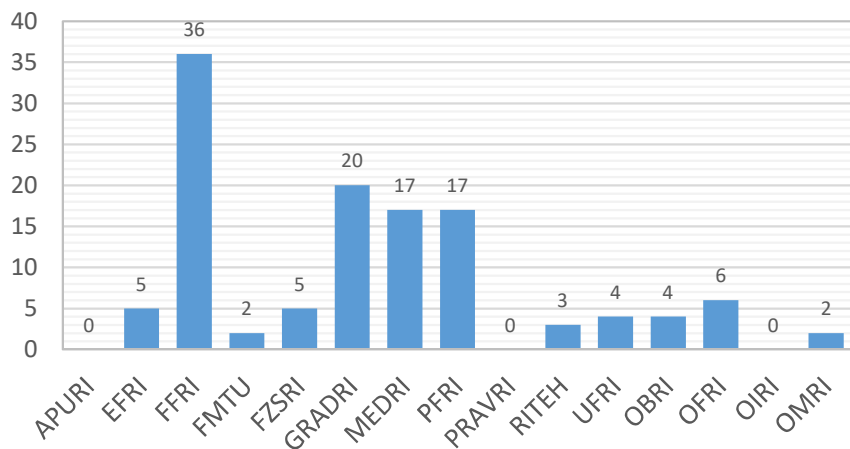
Indikator IIIb-5: Broj kolaborativnih projekata

Izvor: Sastavnice

Uputa: Kolaborativni projekt je projekt sa sastavnicom Sveučilišta iz drugog znanstvenog područja, drugim sveučilištima ili znanstvenim institucijama u zemlji ili inozemstvu, s drugim javnim institucijama ili poduzećima

po sastavnicama

APURI	EFRI	FFRI	FMTU	FZSRI	GRADRI	MEDRI	PFRI	PRAVRI	RITEH	UFRI	OBRI	OFRI	OIRI	OMRI
0	5	36	2	5	20	17	17	0	3	4	4	6	0	2

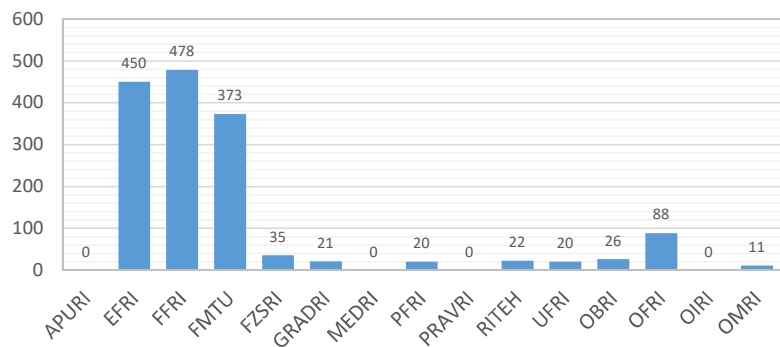


Indikator IIIc-2: Broj javnih istupa

Izvor: Sastavnice

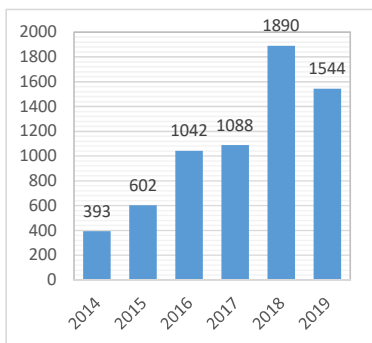
po sastavnicama

APURI	EFRI	FFRI	FMTU	FZSRI	GRADRI	MEDRI	PFRI	PRAVRI	RITEH	UFRI	OBRI	OFRI	OIRI	OMRI
0	450	478	373	35	21	0	20	0	22	20	26	88	0	11



po godinama

2014	2015	2016	2017	2018	2019
393	602	1042	1088	1890	1544

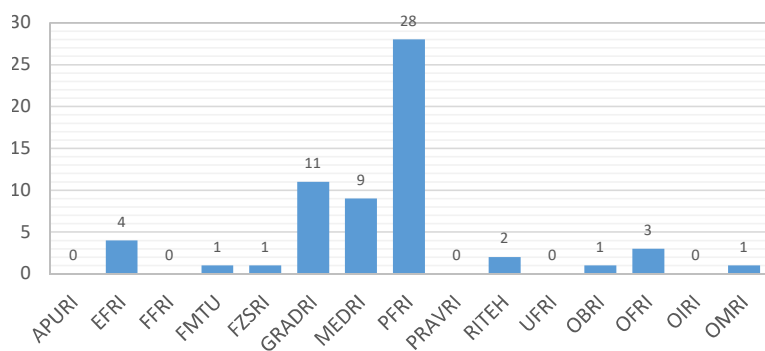


Indikator IIIc-3: Broj projekata u Jadransko-Jonskoj regiji

Izvor: Sastavnice

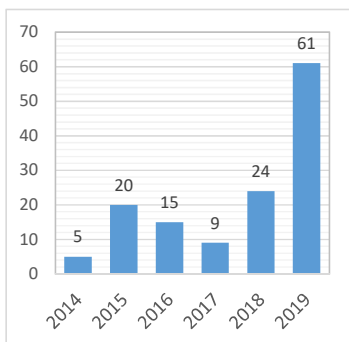
po sastavnicama

APURI	EFRI	FFRI	FMTU	FZSRI	GRADRI	MEDRI	PFRI	PRAVRI	RITEH	UFRI	OBRI	OFRI	OIRI	OMRI
0	4	0	1	1	11	9	28	0	2	0	1	3	0	1



po godinama

2014	2015	2016	2017	2018	2019
5	20	15	9	24	61

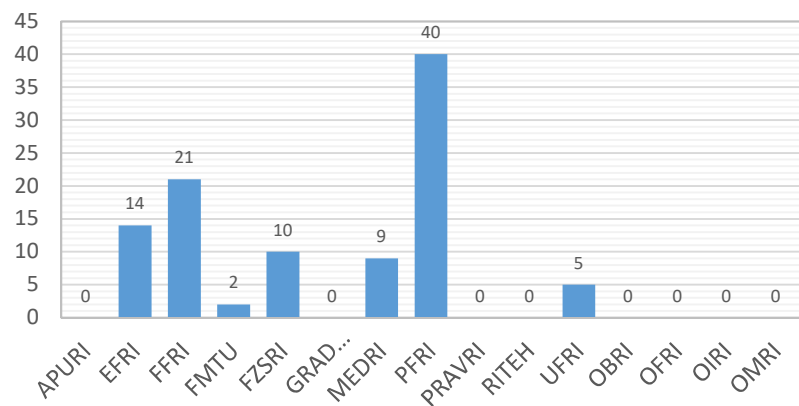


Indikator IVd-1: Uključivanje stručnjaka iz gospodarstva i javnog sektora za potrebe cjeloživotnog obrazovanja

Izvor: Sastavnice

po sastavnicama

APURI	EFRI	FFRI	FMTU	FZSRI	GRADRI	MEDRI	PFRI	PRAVRI	RITEH	UFRI	OBRI	OFRI	OIRI	OMRI
0	14	21	2	10	0	9	40	0	0	5	0	0	0	0



Indikator IVb-5: Osobni standard

Izvor: Sastavnice

po sastavnicama

	APURI	EFRI	FFRI	FMTU	FZSRI	GRADRI	MEDRI	PFRI	PRAVRI	RITEH	UFRI	OBRI	OFRI	OIRI	OMRI
mjere	0	4	2	3	0	3	1	0	0	2	1	1	4	0	0
korisnici	0	38	110	81	0	39	25	0	0	72	16	2	20	0	0
sredstva	0 kn	190.079 kn	32.060 kn	123.398 kn	0 kn	37.040 kn	6.600,00 kn	0 kn	0 kn	269.600 kn	9.250 kn	5.000 kn	37.700 kn	0 kn	0 kn

